



Kids Our Family Newsletter First

Your name, phone number,
website and contact info here

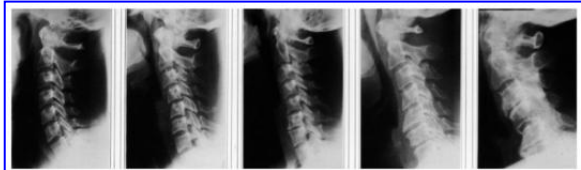
Our goal is to inspire you, to provide you with the latest health care options available, make you smile, and help you to help us fulfill our mission - *to reach as many parents and children as we can!*

Last month I chatted with you about a condition that I see in my practice every single day - Osteoarthritis, Disc, and Spinal Degeneration. And I mentioned to you that it usually has a start in childhood – from a fall off a bike, off a tree, off a fence, hockey, skateboard, etc., - the causes are numerous.




Whatever the incident, it produces a Vertebral Subluxation which your child's body then needs to adapt to. And it starts to learn how to adapt – the Vertebral Subluxation becomes a habit. It becomes a neurological pattern. And it affects the function of the nervous system. And it starts to affect body functions. And we have a problem.

I also mentioned that as the Subluxation escalates and becomes a habit, it tends to



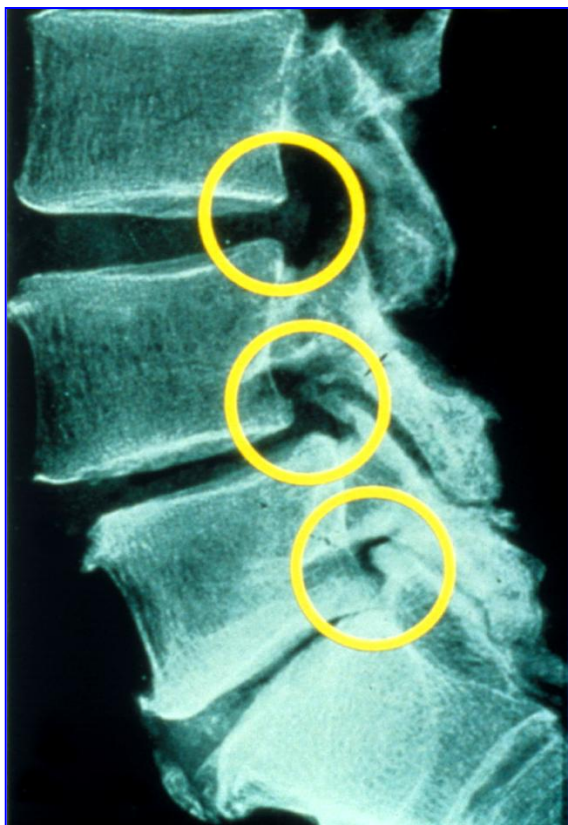
produce a progressive sequence of spinal and disc degeneration in four very specific Phases – I covered all this with you in the last issue.

I have also mentioned earlier, that for years there has been a general feeling that arthritis and all the Phases of Degeneration I described to you in the last issue of this newsletter, is simply just a normal part of aging – you are getting older. I would like to state emphatically that this type of thinking is absolute nonsense. It is like having Cerebral Constipation!



We know for a fact that Osteoarthritis and Spinal Degeneration are **NOT** caused by aging. This is not some “aging disease.” And it does not mean that your fate will be some rocking chair – your hands all gnarled and stiff – unable to walk. No. This is caused by some of the vertebrae of the spine being subluxated - and being that way for years - while others are perfectly normal.

Consider a case, for example, which I would see quite often in my office. This is an example of an individual who came to see me in pain, perhaps in the back, legs, weakness, numbness and tingling, cramping in the calf, and possible difficulty with bowel or bladder function. In most cases, this person would seek the opinion of the family medic who would perform an examination, followed by x-rays, and would discover that the bottom disc of the spine is severely deteriorated while the disc, two or three above that one, would be perfectly normal. This person would then be told that they have arthritis and degeneration because they are getting old!



Let's look at the logic closely: How many of you would feel that the two discs and vertebrae I just described, because they belonged to the same person, are most likely the same age? If you said yes, you

are definitely on the ball. If the deterioration of this person's disc (and spine) was due to his/her age, then the disc above it, below it, and everywhere else would look exactly the same. Is that logical? I'd say so. And, in almost every case I have seen at my office, there is usually one, or two, or perhaps three discs that are deteriorating and the rest are quite normal.

The point I am making is that **Spinal Degeneration has little to do with aging.**

I repeat - nothing to do with aging. It has everything to do with the fact that there is a subluxation in their spine which has been there for decades and has never been corrected! And....that person is allowing it to remain!

Crazy!



And if you are wondering what those yellow circles mean on the x-ray opposite – they show the size of the openings that the nerves use to exit from the spinal cord. Take a look at the top circle – it shows a perfectly normal opening. (And for those of you who like big words: These openings are called “The Intervertebral Foramina” or IVF). Now, have a look at the bottom circle and you'll see a different picture. That IVF is incredibly small. Yes, it will certainly affect that particular nerve and how it functions. And I want you to think about this for a moment: If the nerve that is housed in that opening controlled your bowels, what do you think would happen? Would your bowels function normally? Or do you think that you would be constipated, have diarrhea, bloating, cramps, pain, or even something much more serious like Crohn's Disease, Colitis or even IBS?

Would you be in trouble? Yes! I would definitely agree with you! Yes! And what if it controlled your bladder? Absolutely! You'd be running to the bathroom constantly! And even dribbling! And what if that nerve controlled your breathing? You would have difficulty catching your breath – and we talked about this in the last issue – Asthma. Subluxations – they are not fun! And they can be likened to a dental cavity – causing destruction of the surrounding tissues over the course of time!



Earlier, I mentioned subluxations occurring during the process of delivery, and this is the very reason I very often find the beginnings of Spinal Degeneration in children who are ten, six, or even five years old. It is the beginning of the process. If I then saw this particular child as an adult at the age of thirty five, I would most likely see that same condition but much, much, more advanced – probably where you are!

But not all is Doom and Gloom. This next bit of news may just brighten up your day: A number of years ago, approximately fifty chiropractic doctors, from the Province of Ontario, Canada, were involved in a major research study that involved literally thousands and thousands of patients. They discovered that if a patient was placed on a schedule designed to actually correct their Subluxation habit and pattern, it was then possible to not only slow down the process of Spinal and Disc Degeneration, but also eventually arrest and stop it, and even reverse the damage. It could be reversed! Let me repeat this

sentence to make sure there is no misunderstanding:

Spinal and Disc Degeneration can be not only slowed down and stopped, but also reversed. That's profound!

A colleague of mine, Dr. Ogi, was the lead researcher on this project and had it published. And since that time, many others have also found that to be the case. Just a few years ago in October, he published a sequel to that original research paper where he found that over 85% of children demonstrated the beginnings of Spinal Degeneration! 85%! I am not ok with that!




The point I want to emphasize is that it is very important to have children checked to determine whether or not they have subluxations. Not only from the perspective of insuring normal health and function of the nervous system, but also to make certain that there is no error in the function of the vertebrae that would then cause this degenerative process to start.

So... please have your kids checked at our office - I want to make sure they are the best they can be! It is a smart thing to do! And it would be my greatest pleasure to be able to check your kids! Simply ask me to schedule time for their check-up and I'll take it from there. Easy!

Let me tell you an amazing story: Years ago, when Dr. Ogi was fairly new in practice, he received a frantic call from a young nineteen-year-old girl. She was in severe pain and Chiropractic was her last resort. She was employed as a teller at a local bank, and would have to get up at 5:00 a.m., because she needed the time to stand in a hot shower and let the hot water run down her back and legs. This was necessary for her in order to be limber enough to put on her panty hose.

Many times she could not walk but had to literally crawl on her hands and knees to get to the bathroom! We are talking about a nineteen-year-old here!




By noon, the bank would be forced to send her home because of severe pain. She had frequent reactions to the amounts of aspirin she was taking for pain – there was no Tylenol in those days. She finally went to the family doctor who subsequently sent her for physiotherapy. She went faithfully, three times per week for a whole year. The pain increased. She was referred to an orthopedic surgeon who couldn't help and finally to a Rheumatologist. Blood tests were done and it was conclusively confirmed that she had Rheumatoid Arthritis. She was told that by the time she reached her twenty-fourth birthday, she would probably be in a wheelchair! Her parents were not wealthy people, having recently emigrated from England, and they were saving money so that they could build ramps around their house for their daughter.

To make a long story short, as Dr. Ogi began correcting her subluxations, the pain began to subside, the laboratory tests for Rheumatoid Arthritis eventually became negative, and as they worked together, they became very close. And that is the story of his wife, Linda.



Dr. Ogi would not allow a wheelchair or crutches in their home and Linda totally recovered. Unfortunately, she passed away a few years ago at the age of forty nine, but had a wonderful and healthy life.

I am very dedicated to the health of our children. I want to make certain that their generation grows up believing in the Power that makes their body function as it was meant to. And I want you to know that it would be an honor for me to check your kids.



Please...if you have any questions, or would like any information on any health topic, it would be my pleasure to help you! Talk with you next month.....